

Software Updates

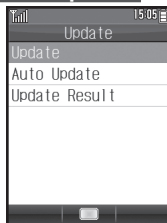
Check for firmware updates and download as required.

- Packet transmission fees do not apply to updates (including checking, downloading and overwriting).
- Confirm battery charge beforehand.

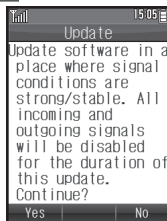
Software Update Cautions

- Handset cannot be used until Software Update completes; it may take up to approximately 30 minutes.
- Update does not start if another function is in use. Before updating software, exit all active functions.
- Disconnect Micro USB Cable beforehand to reduce failure risk.
- Saved files and data may be lost depending on handset status. Back up important files and data before updating software. We are not liable for any damages from lost information, etc.

Updating Software Manually



- Software update settings menu opens.



4



- Follow onscreen instructions.

Opening Update Result
After **2**, **Update Result** → □

When Update is Complete

Update success notification appears and handset reboots.

- After reboot, completion message appears and Information window opens.
- If handset does not reboot after update, reinsert Battery and try powering on. If it still does not power on, contact WILLCOM Service Center or Sharp Customer Assistance Center.

Opening Update Result
While Information window is open,
Software Update Result → □

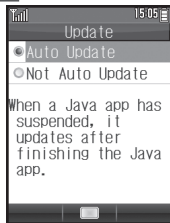
Software Updates

Updating Software Automatically

Apply updates automatically upon receiving software update notifications by setting Auto Update to **Auto Update**.

1

In Software update settings menu, **Auto Update** ➔ ☒



2

Auto Update ➔ ☒

Canceling Automatic Update

After **1**, **Not Auto Update** ➔ ☐

Specifications

Specifications are subject to change due to product improvements or other reasons.

Handset (WX03SH)	
Weight	80 g with Battery (XN-BTWP03) ¹
Continuous Talk Time ²	9 hours (Not suppress the noise set) ¹ 8.5 hours (Suppress the noise set) ¹
Continuous Standby Time ³	530 hours ¹
Charging Time (power off)	120 minutes using AC Charger (AC01-MU-K) ¹
Dimensions (W x H x D)	44 mm x 126 mm x 12.2 mm (without protruding parts) ¹

¹Approximate value.

²Average measured with a new, fully charged Battery, in strong signal conditions without moving handset.

³Average measured with a new, fully charged Battery, without calls or operations, in strong signal conditions without moving handset.

- Talk Time/Standby Time may vary with location, status, settings, etc.
- Display employs precision technology; however, some pixels may remain on/off.

Battery (XN-BTWP03)	
Voltage	3.7 V
Type	Lithium-ion
Capacity	700 mAh
Dimensions (W x H x D)	31.2 mm x 39.5 mm x 5.6 mm (without protruding parts) ¹

¹Approximate value.

Handset Materials

Parts	Materials/Finishing
Display panel (front)	Acrylic resin/Acrylic UV curing painting
Housing (front)	PC resin; SUS plate (inserted)/Acrylic UV curing painting
Housing (inside Battery Cover)	PA resin
Battery Cover, Multi Selector (Cursor Keys), Center Key, Mail Key, Lock & A/a Key, Web Key, Camera & Text Key, Start Key, Clear/Back Key, Power Key, Dialpad, ✕ Key, # Key	PC resin/Acrylic UV curing painting
External Device Port Cover	PC and elastomeric resin/Acrylic UV curing painting
Camera window	Acrylic resin/Chemical curing
Speaker mesh	PET
Charging Terminals	LCP; copper alloy/Gold plating
Screws	SUS 410/Passivation
Battery	PC resin; copper alloy/Gold plating

Menu List

Function		
Messaging	In Box	
	Out Box	
	Unsent Box	
	Create E-mail	
	Retrieve New Mail	
	Template	
	Create Light Mail	
	Settings	Account Settings
		Send/Recv. Settings
		Connection Point
		Options
	Status	
	Online sign up	
Bluetooth	CLIP DISPLAY	
	Settings	Switch On/Off
		Add Device
		Device List
		Receive All Phone Book
		My Device Settings
		My Device Details
	Assign Smartphone	

Function		
Web	Willcom Site	
	Home	
	Bookmark	
	Internet Search	
	Open Web page	
	History	
	Page memo	
	Online sign up	
	Settings	Options
		Connection
		Browsing mode
Infrared	Receive Infrared	
	Send All	
Camera	Photo Camera	
	Review	
Data Folder	Pictures	
	Decorative Pictograms	
	Sounds	
	Flash®	
	Templates	
	Other Documents	
	Memory Status	

Menu List

Function		
Tools	PIM	Calendar
		Alarms
		Tasks
		Calculator
		Notepad
		Dictionary
		Voice Recorder
		World Clock
	Java™	Java™ Library
		Search the Official Site
		Profile Setting
		Auto Start
		Sounds
		Information

Function		
Phone	Phone Book	
	Add New Entry	
	Information	
	Call Log	
	Play Messages	
	My Details	
	Set Category	
	Speed Dial/Mail	
	Settings/	Ph.Book Settings
	Manage	Call Log Setting
	Manage Entries	

Menu List

Function			
Settings	Sound/ Display	Mode Settings	Normal
			Manner
			Drive
			Original
		Display	Wallpaper
			System Graphics
			Font Settings
			Clock/Calendar
			Backlight
			Display Saving
		Sounds & Alerts	Volume
			Ringtones
			System Sounds
			Vibration
			Event Light
			Status Light
			Any Key Answer

Function			
Settings	Sound/ Display	Date & Time	Set Date/Time
			Auto Time Correction
			Daylight Saving
			Set Time Zone
			Clock/Calendar
			World Clock
			Alarms
			Set Holiday
			Time Format
			Date Format
			Calendar Format
		言語選択 (Language)	
		Ringer Output	
		Earpiece Volume	

Menu List

Function			
Settings	Phone	User Dictionary	
		Set Key Shortcut	
		Set Key Light	
		USB Charge	
		Locks	Function Lock
			Application Lock
			Handset Code Settings
			Remote Lock
			Administrator Setting
		Software Update	Update
			Auto Update
			Update Result
		Master Reset	Reset Settings
			Reset All
	Call	Call Time	Call Timers
			Data Counter
			Call Time Counter

Function			
Settings	Call	Answer Phone	Switch On/Off
			Answer Time
			Outgoing Message
			Volume
		Service Center	Service Center (116)
			Voicemail Center (✕931)
			Call Forwarding Center (143)
		Caller ID	
		Int'l Calling	
		Call Barring	Restrict Destinations
			Reject Numbers
		Audio Settings	
		Auto Answer	
		Missed Call	
	Network	Re-search Signal	
		Offline Mode	
		LI	
		Dial-up Settings	

Customer Service

◆Handset Operations◆

■Sharp Corporation Customer Assistance Center

 0120-606-512


* May not be accessible from some IP phones.

Business hours: 9:00 AM to 6:00 PM, Monday through Friday

(Excluding national holidays, New Year holidays and other company holidays)

◆Repairs of Handsets & Optional Accessories◆

■Sharp Corporation Communication Systems Group Mobile Telecommunication Services Business Promotion Center Repair Service Promotion Dept. Kinki Center 2 (PHS)

 0570-081010

* Flat rate from anywhere in Japan.

* From an IP/PHS phone, dial **06-6794-9708**.

Business hours: 9:00 AM to 5:40 PM, Monday through Friday

(Excluding national holidays, New Year holidays and other company holidays)

Address: 3-1-72 Kita Kamei-cho, Yao-shi, Osaka

◆WILLCOM Services◆

■WILLCOM Service Center

●General Information

From a WILLCOM handset, dial at 151 (charges apply)

* "Dare To Demo Teigaku" free call plan applies.

From another carrier's mobile phone, landline, etc., dial at 0570-039-151 (charges apply)
Operators available 9:00 AM to 8:00 PM, 7 days a week

●Services

From a WILLCOM handset, dial toll free at 116
From another carrier's mobile phone, landline, etc., dial toll free at 0120-921-156
Automated voice response system available 24 hours a day, 7 days a week

Charges may apply if operator assistance is required for the service.